



TRACKED EXCAVATOR | JS131 LC

Engine power: 55kW (74hp) | Bucket capacity: 0.35 – 0.89m³ | Operating weight: 13991 - 14288kg



STRENGTH INSIDE AND OUT.

BEFORE YOU BUY AN EXCAVATOR, YOU NEED TO KNOW IT'S GOING TO BE TOUGH ENOUGH TO PERFORM ANY JOB YOU ASK OF IT. FORTUNATELY, WITH A JCB JS131, STRENGTH AND DURABILITY COME AS STANDARD.

We use Finite Element Analysis with extensive rig and endurance testing to make key components last longer.



Boom and dipper.

- 1 A JCB JS131's reinforced boom and dipper is made of high tensile strength steel, with single piece wrapper plates and internal baffle plates for long life durability.
- 2 Our advanced manufacturing and assembly processes produce high precision and quality assembled components.

1

Componentry.

- 3 Our engine technology is tried and proven; we've built 200,000 DIESELMAX units since 2004. To ensure similar longevity, the JS131's EcoMAX T4F/ Stage IIIB engine has been tested for 110,000 hours in 70 different machines across the toughest applications and environments.
- 4 JCB JS131s boast the best components in the industry, including Berco running gear, Kawasaki pumps, Kayaba valve blocks and JCB EcoMAX engines.



2



3




4



The JCB JS131 turret is welded to both the upper and lower undercarriage frame.

Structural strength.

- 5 The high-strength undercarriage of a JCB JS131 uses a fully-welded X frame construction for long-term durability even in the most demanding applications.
- 6 A closed box section revolving frame increases strength and reduces stress. It's also highly resistant to impact damage.
- 7 The JS131 high-strength rigid upper frame provides maximum durability and support.
- 8 Our stiff, durable door design gives great strength and rigidity.



5



6



8



7

MAXIMUM PRODUCTIVITY, MINIMUM SPEND.

SAVING MONEY AND TIME IS MORE IMPORTANT THAN EVER, SO WE'VE MADE SURE THE NEW JCB JS131'S COMPONENTRY – INCLUDING THE ECOMAX T4F ENGINE – WORKS IN PERFECT HARMONY. IN TURN, YOU GET A MACHINE THAT'S AS EFFICIENT AND PRODUCTIVE AS POSSIBLE.

Versed in versatility.

1 JCB's quickhitch system makes attachment changing fast and easy, and is purpose-designed for the JS range.

JCB offers hammer and auxiliary pipework for running a variety of attachments.

Choose the optional rubber street pads and you can use the JS131 on sensitive grounds like tarmac without causing damage.

The JS131's relatively low operating weight means it can be towed on a lorry*, making it portable for plant hire and inner city/urban applications.

* Territory dependant



Upping output.

- 6 Simultaneous tracking and excavating is smooth and fast with an intuitive multifunction operation.
- 6 A JCB JS131 has a solid, stable work platform for fast cycle times.
- 7 With a massive 91.9 kNm bucket tearout and fast cycle times, the JS131 is extremely productive in all applications.
- 8 JCB's innovative hydraulic regeneration system means oil is recycled across the cylinders for faster cycle times and reduced fuel consumption.

The efficient excavator.

- 9 JCB's new EcoMAX T4F/ Stage IIIB 55 kW engine uses up to 10% less fuel than existing 13T excavators, saving you money. This is partly due to the fact that EcoMAX produces peak torque at just 1200 rpm, making for improved fuel-efficient matching of the revised hydraulic system.
- 10 To reduce noise pollution from unnecessary air flow, the JS131's engine-driven cooling fan has a proportional control system, maintaining optimum fan speed.
- 11 Variable power bands allow you to tailor performance – and therefore economy – to specific tasks.



A JCB JS131 has cushioned boom and dipper ends to prevent shock loadings, protect your machine and increase operator comfort.

To save fuel, JCB Auto-Idle technology automatically reduces engine speed when hydraulics aren't in use. To optimise fuel efficiency still further, the JS131 benefits from advanced hydraulic technology, including optimised hydraulic pump settings, advanced spool design, and cutting edge electronic management software.



A COMFORTABLE FAVOURITE.

JCB EXCAVATORS ARE DESIGNED AROUND THE OPERATOR. THAT'S GOOD FOR THEM BUT EVEN BETTER FOR YOU; AFTER ALL, GREAT COMFORT AND EASE OF USE EQUALS GREAT PRODUCTIVITY.



A large laminated glass roof window gives the JS131 optimum visibility for working at height.

Light, intuitive and smooth controls improve comfort and productivity. The JS131's joystick-mounted power boost button gives extra hydraulic power fast.

A balanced slew and electronic/hydraulic controlled slew braking give speed and precision.

Visibly better.

1 A 70/30 front screen split gives JCB JS131s excellent front visibility. A clear view of the front right track provides easy, safe trench digging and manoeuvring.

2 An innovative low-level bonnet provides excellent rearward visibility.

Comfortably in control.

3 The 7" colour multi-function display is easy to read in all light conditions, provides instant operational information, and has a customisable home screen.



The JS131's cab and controls are independently adjustable so that it's easy to find the perfect operating position.

The working environment.

4 The JS131 creates a quieter working environment inside and out. Because we've reduced noise levels to 70dB(A) inside and 98dB(A) outside, you can use the machine at any location, any time.

JCB cabs use 6 viscous rubber mounts to minimise noise and vibration.

The positive pressure cab keeps out dirt and dust.

5 JCB's climate control option offers a precisely controlled cab temperature with fresh or recirculated air. Demisting/defrosting functions keep a JS131's front window clear.

6 There's a spacious luggage tray behind the operator's seat.

7 A large floor area with large high grip pedals gives easy and precise tracking.



5



6



7



4

We offer air suspension, heated and ventilated seating options to suit many different applications.

LESS SERVICING, MORE SERVICE.

WE'VE DESIGNED THE JCB JS131 TO BE LOW MAINTENANCE AND EASILY SERVICEABLE. FEATURING NO DPF, NO SCR AND NO ADBLUE/DPF. A LOWER COST OF OWNERSHIP AND MORE UPTIME MEANS A MORE PRODUCTIVE EXCAVATOR.



1




2

(A) Hydraulics oil filters (B) Fuel filters

Easy does it.

- 1 The air filter on a JS131 is easily accessible, and a double-element construction simplifies cleaning.
- 2 The filters on a JS131 (engine oil, hydraulic oil and fuel) are centrally located for fast, easy servicing.
- 3 Because they're mounted side by side on a JCB JS131, the engine radiator, hydraulic cooler and intercooler can be serviced individually yet cleaned easily.



By using graphite impregnated bronze bushes, we've reduced the JS131's boom and dipper greasing intervals to 1000 hours for normal applications.

SERVICE INTERVALS

Engine oil and oil filter	Every 500 hours
Hydraulic oil	Every 5000 hours
Hydraulic oil filter	Every 1000 hours



3

Featuring no DPF, SCR or any requirement for AdBlue/DEF, the JS131 is easy to service and low on running costs.

Here to help.

4 Because the EcoMAX engine doesn't need exhaust after treatment, it doesn't require costly heat-resistant lube oils.

Unlike most T4F engines, the 55 kW JCB EcoMAX doesn't use a Diesel Particulate Filter (DPF), SCR, or even AdBlue/ DEF, saving you additional running costs.

5 We've eliminated the need for a visibowl style pre-cleaner on the JS131 with our new optional scavenger filtration system. This uses suction from the cooling fan to remove heavier particles from the induction system.

6 Our innovative recalibration option allows EcoMAX to run on lower grade fuels. This means the JS131 can be resold across different territories, which improves residuals.

7 JCB's In-Cab Monitor checks engine oil levels, coolant, and system errors on start-up.



4



JCB JS131 bonnets open and close easily with gas-assisted cylinders, and the service bays are large and wide for good access.



5



6



7

THE SAFE CHOICE.

ON-SITE SAFETY IS CRUCIAL, SO WE'VE DESIGNED THE JCB JS131 TO INCORPORATE AS MANY CUTTING EDGE SAFEGUARDS AS POSSIBLE. IN SHORT, YOUR OPERATORS ARE IN SAFE HANDS.



1 The JS131 bonnet opens front-to-rear for easy and safe engine service access.



2 For extra peace of mind, JCB cabs are available with an integral Rollover Protection Structure (ROPS). It's also easy to fit JCB's Falling object guard structure (FOGS), thanks to standard fitment mounting brackets.

3 JCB JS131s have a large glass area and low bonnet line for superb visibility.

4 A JCB JS131's steps and platforms have anti-slip punched steel plates for optimum grip, even in wet or icy conditions. Bolt-on plates have recessed bolts to reduce trip hazards.

5 Our optional rear and side view cameras display uninterrupted rearwards and sideways views on the smart controller display.



We've fitted as standard a bulk head heat shield between the pumps and the engine to guard against heat and noise.

6 Your JS131 is equipped with a full set of side and rear view mirrors for all round visibility and safety compliance.

7 JCB's Safety Level Lock fully isolates hydraulic functions to avoid unintended movements. Our 2GO system means a JCB JS131 can only be started in a safe locked position via two separate inputs.

8 There's no need to climb onto the JS131 to complete your daily checks; all routine checkpoints can be done from ground level.

9 Optional safety rails protect operators from falls when they're on the upper structure of the JS131.

10 The JS131's optional beacons can improve on-site safety still further.

11 Choose LED work lights for an even better field of vision on the JS131.



7



8



9




11

LIVELINK, WORK SMARTER.

LIVELINK IS AN INNOVATIVE SOFTWARE SYSTEM THAT LETS YOU MANAGE JCB MACHINES REMOTELY – ONLINE, BY EMAIL OR BY MOBILE PHONE. ACCESS EVERYTHING FROM MACHINE ALERTS TO FUEL REPORTS AND HISTORY INFORMATION, WITH ALL DATA STORED AT A SECURE CENTRE.

Productivity and cost benefits.

By providing information like idle time monitoring and machine fuel consumption, JCB Livelink helps reduce your fuel usage, saving money and improving productivity. Machine location information can help improve efficiency and perhaps even reduce insurance costs.



Maintenance benefits.

Manage machine maintenance easily – accurate hours monitoring and service alerts improve maintenance planning, while real-time location data helps you manage your fleet. Critical machine alerts and maintenance history records are also available.



Security benefits.

Livelink's real-time geofencing alerts tell you when machines move out of predetermined zones, and real-time curfew alerts inform you of unauthorised usage. Further benefits include real-time location information, advanced ECU matching (pairs Livelink with the immobiliser or ECU).



VALUE ADDED.

JCB'S WORLDWIDE CUSTOMER SUPPORT IS FIRST CLASS. WHATEVER YOU NEED AND WHEREVER YOU ARE, WE'LL BE AVAILABLE QUICKLY AND EFFICIENTLY TO HELP MAKE SURE YOUR MACHINERY IS PERFORMING TO ITS FULL POTENTIAL.



1

1 Our Technical Support Service provides instant access to factory expertise, day or night, while our Finance and Insurance teams are always on hand to provide fast, flexible, competitive quotes.

2 The global network of JCB Parts Centres is another model of efficiency; with 16 regional bases, we can deliver around 95% of all parts anywhere in the world within 24 hours. Our genuine JCB parts are designed to work in perfect harmony with your machine for optimum performance and productivity.



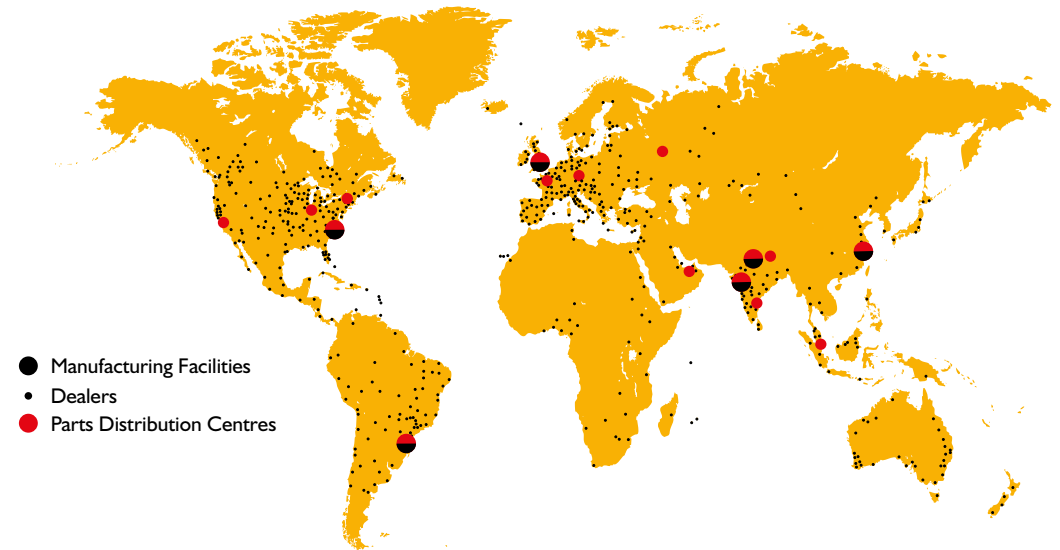
2

3 JCB Assetcare offers comprehensive extended warranties and service agreements, as well as service-only or repair and maintenance contracts. Irrespective of what you opt for, our maintenance teams around the world charge competitive labour rates, and offer non-obligation quotations as well as fast, efficient insurance repair work.

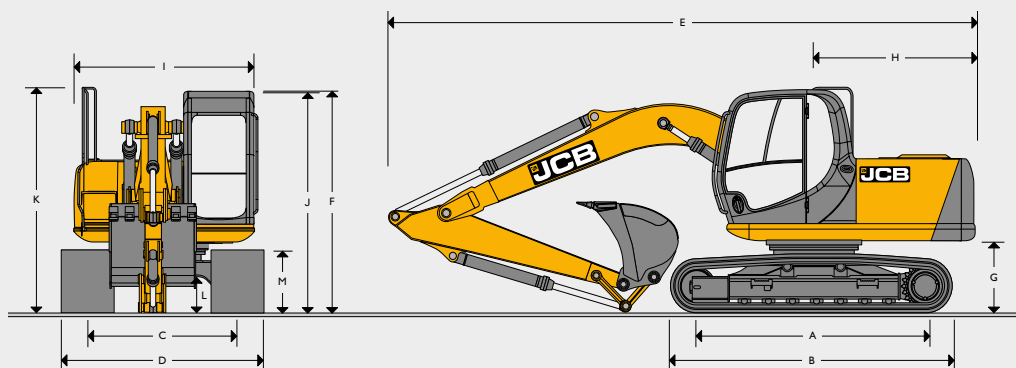


3

Note: JCB LIVELINK and JCB ASSETCARE may not be available in your region, so please check with your local dealer.



STATIC DIMENSIONS



STATIC DIMENSIONS

A	Track length on ground	mm	2865			
B	Undercarriage overall length	mm	3605			
C	Track gauge	mm	1990			
D	Width over tracks (500mm trackshoes)	mm	2490			
D	Width over tracks (600mm trackshoes)	mm	2590			
D	Width over tracks (700mm trackshoes)	mm	2690			
D	Width over tracks (850mm trackshoes)	mm	2840			
Arm lengths			2.1m	2.5m	2.7m	3.0m
E	Transport length	mm	7515	7478	7420	7300
F	Transport height	mm	2867	2867	3209	3289
G	Counterweight clearance*	mm	905			
H	Tail swing radius	mm	2135			
I	Width of superstructure	mm	2410			
J	Height over cab*	mm	2845			
K	Height over grab rail*	mm	2867			
L	Ground clearance*	mm	425			
M	Track height	mm	811			

ENGINE

Model	JCB EcoMAX 444 TCA 55 EU Stage IIIB, EPA Tier 4 Final compliant.
Type	Water cooled, 4-stroke, 4-cylinder in-line, common rail injection, turbocharged fixed geometry intercooled diesel.
Rated power (ISO 14396)	55 kW (74 hp) @ 1800 rpm
Piston displacement	4.4 litres.
Air filtration	Dry.
Starting system	24 volt.
Batteries	2 x 12 volt.
Alternator	24 volt 55 ampere.

SLEW SYSTEM

Slew motor	Axial piston type
Slew brake	Hydraulic braking plus automatic spring applied disc type parking brake.
Slew torque	36.2 kNm
Slew speed	13.3 rpm
Slew gear	Large diameter, internally toothed fully sealed grease bath lubricated.

UNDERCARRIAGE

Recovery point	Front and rear.	
Upper & lower rollers	Heat treated, sealed and lubricated.	
Track adjustment	Grease cylinder type.	
Track type	Sealed and lubricated.	
Track idler	Sealed and lubricated, with spring cushioned recoil.	
Track shoes	500mm triple grouser	500mm GEOGRIP
	600mm triple grouser	500mm Rubber shoes
	700mm triple grouser	600mm Rubber shoes
	850mm triple grouser	
Rollers and Shoes (each side)		
Upper rollers	2	
Lower rollers	7	
Track shoes	44	

TRACK DRIVE

Type	Fully hydrostatic, two speed with autoshift between high and low speed.
Travel motors	Variable swash axial piston type, fully guarded within undercarriage frame.
Final drive	Planetary reduction, bolt-on sprockets.
Servic brake	Hydraulic counter balance valve.
Park brake	Disc type, spring applied, automatic hydraulic release.
Gradeability	70% (35 deg) continuous.
Travel speed	High - 6.6 km/h Low - 3.8 km/h
Tractive effort	101.9 kNm

HYDRAULIC SYSTEM

Pumps	
Main pumps	2 variable displacement axial piston type.
Maximum flow	2 x 130 l/min.
Servo pump	Gear type.
Maximum flow	20 L/min.

Control valve
A combined four and five spool control valve with auxiliary service spool as standard

Relief valve settings	
Boom/Arm/Bucket	314 bar.
With power boost	343 bar.
Swing circuit	279 bar.
Travel circuit	343 bar.
Pilot control	40 bar.

Filtration	
In tank	150 micron, suction strainer.
Main return line	10 micron, glass fibre element.
Pilot line	10 micron, paper element.
Hydraulic hammer return	10 micron, reinforced microform element.

SERVICE CAPACITIES

	Litres
Fuel tank	220
Engine coolant	19.7
Engine oil	14
Swing reduction gear	2.2
Track reduction gear (each side)	3.5
Hydraulic system	126
Hydraulic tank	73

WEIGHTS AND GROUND BEARING PRESSURES

Shoe Width	Operating Weight	Bearing Pressure
Machine equipped with 4.7m Monoboom, 2.5m Dipper, 417kg Excavating Bucket, operator and full fuel tank.		
500mm	13661kg	0.44kg/sq.cm
600mm	13768kg	0.37kg/sq.cm
700mm	13876kg	0.32kg/sq.cm
850mm	14038kg	0.27kg/sq.cm

BUCKET AND ARM COMBINATION

Bucket options	GP Bucket						Grade Bucket		
	600	700	800	1000	1200	1300	1524	1836	1836
Bucket width mm	600	700	800	1000	1200	1300	1524	1836	1836
Bucket capacity m ³	0.35	0.42	0.50	0.66	0.81	0.89	0.65	0.79	0.79
Bucket weight kg	286	312	335	383	428	454	452	512	581
2.10m Quickhitch (No Quickhitch)	☐ (☐)	☐ (☐)	☐ (☐)	■ (☐)	● (■)	● (■)	■ (☐)	● (■)	● (■)
2.50m Quickhitch (No Quickhitch)	☐ (☐)	☐ (☐)	☐ (☐)	■ (☐)	● (■)	● (●)	■ (■)	● (●)	● (●)
2.70m Quickhitch (No Quickhitch)	☐ (☐)	☐ (☐)	☐ (☐)	■ (■)	● (●)	✕ (●)	● (■)	● (●)	✕ (●)
3.00m Quickhitch (No Quickhitch)	☐ (☐)	☐ (☐)	☐ (☐)	● (■)	✕ (●)	✕ (●)	● (■)	✕ (●)	✕ (●)

☐ = Material weight up to 1800kg/m³.

● = Material weight up to 1500kg/m³.

■ = Material weight up to 1200kg/m³.

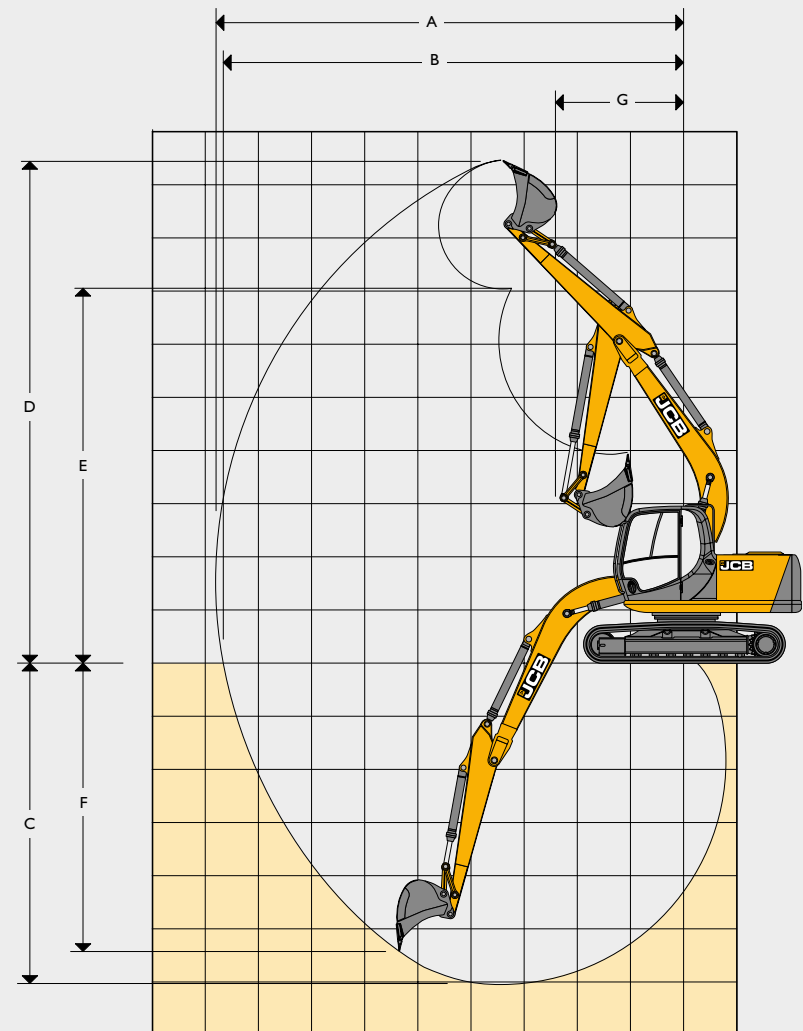
These recommendations are given as a guide based on typical operating conditions.

Please contact your distributor for the correct selection of buckets and attachments to suit the application.











WORKING RANGE

Dipper length:		2.1m	2.5m	2.7m	3.0m	
A	Maximum digging reach	mm	7517	8340	8522	8796
B	Maximum digging reach (on ground)	mm	7356	8197	8380	8660
C	Maximum digging depth	mm	4809	5530	5425	6028
D	Maximum digging height	mm	8375	9118	9242	9440
E	Maximum dumping height	mm	6115	6729	6855	7041
F	Maximum vertical wall cut depth	mm	3219	3625	3712	4050
G	Minimum swing radius	mm	2337	2231	2505	2591
	Bucket rotation	deg	182°	182°	182°	182°
	Maximum dipper tearout	kNm	72.5	64.6	63.2	58.7
	Maximum bucket tearout	kNm	91.9	91.9	91.9	91.9











WORKING RANGE



LIFT CAPACITIES – DIPPER LENGTH: 2.1M, 4.70M MONOBOOM, TRACKSHOES: 500MM, NO BUCKET JSI31 LC

Reach	3m		4m		5m		6m		Capacity at Max Reach		mm
											
Load Point Ht.	kg	kg	kg	kg	kg	kg	kg	kg	kg	kg	
6.0m			3230*	3230*	3220*	3220			2960*	2960*	5044
5.0m			3380*	3380*	3340*	3240			2760*	2540	5792
4.0m	4520*	4520*	3890*	3890*	3560*	3170	3370	2390	2680*	2200	6293
3.0m	6160*	6160*	4640*	4280	3950*	3080	3330	2340	2680*	2010	6603
2.0m			5450*	4070	4290	2970	3270	2290	2740	1920	6750
1.0m			5890	3920	4190	2880	3210	2240	2710	1890	6745
0m	6120*	5880	5780	3830	4120	2810	3170	2200	2780	1940	6587
- 1.0m	8490*	5880	5750	3800	4090	2790	3160	2190	2980	2070	6264
- 2.0m	7950*	5920	5760	3810	4100	2790			3380	2340	5749
- 3.0m	6990*	6020	5410*	3870					4040*	2880	4979

LIFT CAPACITIES – DIPPER LENGTH: 2.50M, 4.70M MONOBOOM, TRACKSHOES: 500MM, NO BUCKET JSI30 MONO

Reach	3m		4m		5m		6m		Capacity at Max Reach		mm
											
Load Point Ht.	kg	kg	kg	kg	kg	kg	kg	kg	kg	kg	
6.0m			2800*	2800*	3010*	3010*			2370*	2370*	5533
5.0m			2980*	2980*	3020*	3020*	3110*	2430	2240*	2240*	6221
4.0m	3860*	3860*	3490*	3490*	3270*	3210	3170*	2410	2190	2010	6689
3.0m	5400*	5400*	4250*	4250*	3680*	3110	3350	2360	2190*	1850	6982
2.0m	7130*	6310	5100*	4120	4150*	2990	2380	2290	2250*	1770	7121
1.0m	6370*	5990	5810*	3940	4200	2880	3210	2580	2360	1740	7116
0m	6830*	5860	5780	3820	4120	2810	3160	2180	2540*	1780	6967
- 1.0m	8630*	5820	5720	3770	4070	2760	3130	2160	2710	1880	6663
- 2.0m	8240*	5850	5720	3770	4060	2760	4140	2170	3020	2090	6181
- 3.0m	7460*	5930	5370*	3810	4100	2790			3620	2490	5474



Lift capacity front and rear.



Lift capacity full circle.

Notes:

1. For lifting capacity including bucket, subtract total weight of bucket or bucket and quickhitch from above values.
2. Lifting capacities are based on ISO 10567, that is: 75% of minimum tipping load or 87% of hydraulic lift capacity, whichever is the less. Lifting capacities marked* are based on hydraulic capacity.
3. Lift capacities assume that the machine is on firm, level ground.
4. Lift capacities may be limited by local regulations. Please refer to your dealer.

LIFT CAPACITIES – DIPPER LENGTH: 2.70M, 4.70M MONOBOOM, TRACKSHOES: 500MM, NO BUCKET. JS130 MONO

Reach	3m		4m		5m		6m		Capacity at Max Reach		
Load Point Ht.	kg	kg	kg	kg	kg	kg	kg	kg	kg	kg	mm
6.0m					2840*	2840*			2530*	2530*	5653
5.0m			2720*	2720*	2720*	2820*	2950*	2440	2390*	2240	6326
4.0m			3150*	3150*	3040*	3040*	3000*	2380	2330*	1960	6785
3.0m	4660*	4660*	3830*	3830*	3410*	2970	3190*	2290	2320*	1800	7075
2.0m	6270*	5680	4620*	3820	3850*	2830	3150	2210	2380*	1710	7210
1.0m	7520*	5440	5330*	3640	3940	2710	3070	2130	2400	1670	7205
0m	8090*	5340	5290	3520	3840	2630	3000	2070	2430	1690	7060
- 1.0m	8130*	5290	5230	3470	3790	2580	2970	2040	2560	1770	6759
- 2.0m	7800*	5270	5210	3450	3770	2560	2970	2040	2810	1940	6287
- 3.0m	7110*	5280	5240	3480	3810	2590			3300	2270	5592

LIFT CAPACITIES – DIPPER LENGTH: 3.00M, 4.70M MONOBOOM, TRACKSHOES: 500MM, NO BUCKET. JS131 LC

Reach	3m		4m		5m		6m		Capacity at Max Reach		
Load Point Ht.	kg	kg	kg	kg	kg	kg	kg	kg	kg	kg	mm
6.0m					2540*	2540*	2520*	2460	2180*	2180*	6113
5.0m					2610*	2610*	2720*	2470	2070*	2010*	6741
4.0m			2960*	2960*	2890*	2890*	2840*	2430	2030*	1790	7175
3.0m	4460*	4460*	3710*	3710*	3310*	3140	3080*	2370	2040*	1660	7448
2.0m	6210*	6210*	4600*	4180	3820*	3010	3280	2290	2090*	1590	7578
1.0m	7640*	6060	5410*	3960	4210	2880	3200	2220	2190*	1570	7574
0m	7510*	5830	5770	3810	4100	2780	3140	2160	2300	1590	7434
- 1.0m	8610*	5740	5670	3720	4030	2720	3090	2120	2420	1670	7150
- 2.0m	8430*	5730	5640	3690	4000	2700	3080	2100	2650	1820	6704
- 3.0m	7880*	5780	5660	3710	4020	2710	3110	2130	3070*	2110	6060





ONE COMPANY, OVER 300 MACHINES.

Your nearest JCB dealer

Tracked Excavator JS131 LC

Engine power: 55kW (74hp) Bucket capacity: 0.35 – 0.89m³
 Operating weight: 13991 – 14288kg

JCB Sales Limited, Rocester, Staffordshire, United Kingdom ST14 5JP.
 Tel: +44 (0)1889 590312 Email: salesinfo@jcb.com
 Download the very latest information on this product range at: www.jcb.com

©2009 JCB Sales. All rights reserved. No part of this publication may be reproduced, stored in a retrieval system, or transmitted in any form or by any other means, electronic, mechanical, photocopying or otherwise, without prior permission from JCB Sales. All references in this publication to operating weights, sizes, capacities and other performance measurements are provided for guidance only and may vary dependant upon the exact specification of machine. They should not therefore be relied upon in relation to suitability for a particular application. Guidance and advice should always be sought from your JCB Dealer. JCB reserves the right to change specifications without notice. Illustrations and specifications shown may include optional equipment and accessories. The JCB logo is a registered trademark of J C Bamford Excavators Ltd.

